

# WEBBER ACADEMY

Annual Education Results Report

Fall 2023



"To prepare students to thrive in university and beyond..."

# Table of Contents

<b>Message from Head of School</b> .....	<b>1</b>
<b>Accountability Statement</b> .....	<b>2</b>
<b>Webber Academy’s Mission &amp; Values Statement</b> .....	<b>3</b>
<b>A Profile of the School Authority</b> .....	<b>4</b>
<b>2021-2022 Webber Academy Graduates</b> .....	<b>5</b>
Where 2023 graduates are currently studying .....	5
Major scholarships (\$10,000 or more) .....	5
Where our graduates have been accepted (2019-2023) .....	6
<b>Activities Beyond Scheduled Classes &amp; Student Achievements</b> .....	<b>7</b>
Parent Council .....	7
Welcome Back BBQ.....	7
Orientation Camps .....	7
Curriculum Evenings .....	8
Information Evening .....	8
President’s Breakfast .....	8
University Visits.....	8
University Applications .....	9
University & Career Symposium.....	9
Poetry-In-Voice .....	9
Reach for the Top .....	9
Science Fair Club.....	9
Calgary Youth Science Fair.....	9
APEGA Science Olympics .....	10
Art & Poetry.....	10
Band .....	10
The Designer Genes Club.....	11
Big Data Challenge .....	11
Robotics.....	11
Computing Challenge.....	11
Women in Engineering .....	11
Legacy Club.....	12
Model United Nations.....	12
Voices Magazine.....	12
Community Fundraising .....	12
Drama Productions .....	12
Senior School Talent Show .....	12
Calgary Invitational Spelling Bee.....	13
Athletics .....	13
Banner Brunch .....	14
Baseball Camps.....	14

<b>Academic Plan .....</b>	<b>15</b>
<b>Required Outcomes &amp; Performance Measures.....</b>	<b>17</b>
Outcome One.....	17
Elementary School .....	17
Grade 6 PAT Results.....	19
Achievement Domain .....	19
Achievement Measures .....	19
Implementation Strategies .....	19
Senior School .....	20
Grade 9 PAT Results.....	20
Grade 12 Diploma Exam Results.....	22
Comment on Results - Elementary & Senior School.....	24
Behaviour Domain .....	26
Citizenship - Data Summary.....	27
Student Learning Engagement - Data Summary .....	27
Education Quality - Data Summary .....	28
Welcoming Caring, Respectful and Safe Learning Environment (WCRSLE)-Data Summary ..	28
Assess to Supports and Services - Data Summary .....	29
Parent Involvement - Data Summary .....	29
Stakeholders .....	30
High School Completion.....	30
<b>Summary of Financial Results .....</b>	<b>31</b>
<b>Timelines &amp; Communication .....</b>	<b>34</b>
<b>Whistleblower Protection .....</b>	<b>34</b>

## Message from Head of School

This document is a testament to the outstanding effort made by our students to meet high expectations they have set for themselves. All are to be commended for the exceptional results outlined in the pages that follow.

It is inspiring to see so many young individuals truly strive to attain their best. The students are not only remarkable by their scholastic achievements but their performance in a wide range of extra-curricular activities. Many students have also earned our respect for the contributions they have made to better our school community, as well as, Calgary and globally. It is heart-warming to see so many young and caring individuals do their part to better the lives of others.

Success in school is also the result of determination and commitment to core values that are embraced by a purposeful parent community. Ongoing support is essential to the development, success, and happiness of their children. The efforts made by parents to reinforce lessons learned in the classrooms are critical to the positive growth of all children.

Sincere thanks goes to Webber Academy teachers and support staff who continue to have a profound impact on these results and are much appreciated for their tenacity, commitment and loyalty which are attributes they demonstrate every single day. I believe our teachers are providing Webber Academy students with first class instruction and it is truly a pleasure to work with each and every one of them.

Dr. Neil Webber  
President & Head of School  
Webber Academy



## **Accountability Statement**

The Annual Education Results Report for the 2022-2023 school year and the Education Plan for the three years commencing September 1, 2023, for Webber Academy Foundation was prepared under the direction of the Board of Directors in accordance with its responsibilities under the Private Schools Regulation and the Education Grants Regulation. This document was developed in the context of the provincial government's business and fiscal plans. The Board has used the results reported in the document, to the best of its abilities, to develop the Education Plan and is committed to implementing the strategies contained within the Education Plan to improve student learning and results.

On November 27, 2023, the Webber Academy Board of Directors approved the Annual Education Results Report for the 2022-2023 school year. The minutes from the November meeting have been approved and signed by the Chairman of the Board of Directors.

This combined document is showing on our school website at [www.webberacademy.ca](http://www.webberacademy.ca) under the heading: Resources.

## **Webber Academy's Mission & Values Statement**

“To prepare students to thrive in university and beyond...”

This mission will be accomplished by creating an environment of high expectations of achievement, behaviour and service. Our society needs citizens with strong moral and ethical values, who believe in the responsibilities of citizenship and service to others. At Webber Academy, we will actively encourage the growth and development of these traditional values in our students. Participation in, and enjoyment of school life will prepare our students for responsible involvement in their communities and our society as a whole.

Principles/Values the Webber Academy Board of Directors and the school faculty believe in:

- Personal attention for each child;
- Creating an atmosphere where young people of many faiths and cultures feel equally at home;
- Providing a high calibre school whose graduates will have a positive influence in the world.

At Webber Academy, we will expect students to:

- Care for themselves;
- Respect themselves and their peers;
- Respect their teachers, leaders, and all adults;
- Honour their parents;
- Be truthful and honest;
- Work hard and use their talents and abilities;
- Speak well of others;
- Be loyal and trustworthy;
- Be courteous;
- Be cooperative and work as a team member;
- Honour our country's heritage and place in the world;
- Be committed to principles;
- Reach their full potential.

## A Profile of the School Authority

Webber Academy, located in the southwest quadrant of Calgary, serves students from all areas of the city. We are a school for children with above average abilities from homes where it is believed there is strong parental support for a structured and all-encompassing education to properly prepare individuals to pursue and meet with success in post-secondary pursuits.

The 2023 school year ended with a total of 1012 students from Junior Kindergarten to Grade 12 who all successfully completed their program of studies. The total the year previous was 995 students. June 2023 also saw the nineteenth Webber Academy graduating class with a total of 79 Grade 12 students moving on to University. This class of 2023 brings our student alumni count to 966 and several of them still take part in Webber Academy activities when they find some free time away from post-secondary studies. Enrolment in September 2023 was 1005 students.

As we strive to meet the needs of every child and provide enriched academic and extra-curricular programs, the school is committed to providing outstanding educators. All children are viewed as remarkable individuals with great potential who must be challenged in a multitude of areas by inspiring teachers who endeavour to promote a love of learning.

Staff members regularly review curriculum and assessment objectives and contribute new ideas that are incorporated into Webber Academy practices that tie in well with the Alberta Programs of Studies. The Webber Academy curriculum will continue to reflect the needs, skills and abilities of our high achieving students.

The Board of Directors consists of Calgary residents with varied and valuable backgrounds who strongly believe in the Mission and Vision of Webber Academy and we are truly grateful for their expertise, service and loyalty.



## **2022-2023 Webber Academy Graduates**

Number of Grade 12 graduates: 79

Number accepted to university: 79 (100%)

Percentage of students who took at least one AP course:

87% Number of AP exams written by this graduating class:

369 Average exam mark: 4.4 (out of 5)

Percent of exams written with score of 3 or higher (out of 5): 98.9%

Number who were eligible for the Alexander Rutherford Scholarship: 68 (98.6%)

(Based on criteria of having an average of over 75% in five courses, including ELA)

### **Where 2023 graduates are currently studying:**

Queen's University; University of Alberta; University of British Columbia; University of Calgary; University of Toronto; University of Victoria, University of Waterloo; Western University

Berklee College of Music; Georgia Institute of Technology; Kenyon College; Louisiana State University; University of California, Irvine; University of Illinois Urbana-Champaign; University of Southern California

London School of Economics and Political Science; Newcastle University; Royal College of Surgeons in Ireland; Semmelweis University; University College Cork, Ireland; St. George's University of London; University College London; University of St. Andrews

### **Major scholarships to Canadian Universities (\$10,000 or more):**

- Queen's University
  - Chancellor's Scholarship - \$48,000
- McGill University
  - Major Entrance Scholarship - \$20,000
- University of British Columbia
  - Athletic Scholarship - \$12,000
  - Women in Engineering Entrance Scholarship - \$10,000
- University of Calgary
  - Seymour Schulich Community Service Award - \$40,000
  - John D. Memorial Entrance Bursary - \$24,000
- University of Toronto
  - Principal's Scholarship - \$12,000
- University of Waterloo
  - René Descartes National Scholarship - \$20,000
- Western University
  - Schulich Leader's Scholarship - \$120,000
  - Scholars Award - \$10,000



## **Where our graduates have been accepted (2019-2023):**

### **CANADA**

Concordia University; McGill University; McMaster University; Mount Allison University; Mount Royal University; Queen's University; St. Francis Xavier University; University of Alberta; University of British Columbia; University of Calgary; University of Guelph; University of Ottawa; University of Saskatchewan; University of Toronto; University of Victoria; University of Waterloo; Western University

### **UNITED STATES**

Berklee College of Music; Brown University; Carnegie Mellon University; Clemson University; Dartmouth College; Georgia Institute of Technology; Harvard University; Johns Hopkins University; Louisiana State University; New York University; Princeton University; Stanford University; University of Arizona; University of California, Berkeley; University of California, Irvine; University of California, Los Angeles; University of Illinois; University of Minnesota; University of Notre Dame; University of Pennsylvania; University of Southern California

### **OUTSIDE NORTH AMERICA**

American International College, Antigua; Imperial College London; London School of Economics; National University of Ireland, Galway; Newcastle University; Queen Mary University of London; Royal College of Surgeons in Ireland; Semmelweis University; University College Cork; University College London; University of Brighton; University of Edinburgh; University of Queensland; University of St. Andrews





## Activities Beyond Scheduled Classes & Student Achievements

### **Parent Council**

The Annual General Meeting of the Parent Council is held in early September. The agenda generally includes an update from school administration, details of fundraising efforts and outcomes, bylaw amendments along with elections relating to four executive positions. Throughout the school year, Parent Council shares a snapshot of monthly events by way of a *Parent Council Newsletter*. We are grateful for the support we receive from our parent volunteers. Several of them gave much time of their time decorating for special events, helping with field trips and providing treats and beverages at winter concerts and other events. Parent Council also hosted a couple of *Toonie Movie* events where students in junior kindergarten to grade 6 were invited with their parents to the Performing Arts Centre theatre after school to watch a film on a big screen. A committee of parent representatives also hosted a spectacular spring luncheon for all members of staff. The ongoing involvement of parent volunteers have made a positive impact at our school.

### **Welcome Back BBQ**

This exciting annual event is a time for our school community to celebrate the start of another school year, renew old friendships, and make new acquaintances. Over 1300 students, parents, and members of staff participated in the September afterschool *Welcome Back BBQ*. Students and staff dressed in western wear for the day and attendees enjoyed live music, inflatables, face painting, meals from multiple food vendors, and more.

### **Grade 7 to Grade 10 Orientation Camps**

It has become customary for Webber Academy students enrolled in junior high and grade 10 to take part in orientation camps. The camps provide our students with the opportunity to build

positive relationships with their peers and teachers while enhancing communication and teamwork skills. Activities include: games, wall climbing, archery, low rope skills, shelter construction and fire building, to name a few. In early September of 2022, students in grades 8 & 9 participated in overnight excursions to Camp Kindle and Camp Horizon respectively. In late September, grade 7 students were bussed to Camp Evergreen for their bonding experience while our grade 10 students attended Camp Chief Hector for two nights in early October.

### **Curriculum Evenings**

Another early annual event is *Curriculum Evening* held for parents of students in both elementary (junior kindergarten to grade 6) and senior school (grades 7 to 12). Curriculum evenings allow parents to attend their child's classroom, meet the homeroom teachers, listen to presentations and ask questions in a group environment.

### **Information Evening**

An *Information Evening* was held for students going into grade 7 and their parents along with those heading into grade 10 for the 2023-2024 school year. Teachers and administration delivered presentations at this annual event with the goal of providing students and parents with realistic expectations of student life in junior and senior high school. Specifically, course content and *Advanced Placement* options were discussed in addition to opportunities for extra-curricular activities.

### **President's Breakfast**

On November 19, 2022, our Head of School, Dr. Neil Webber, welcomed former MLB pitcher, Chris Reitsma, and current MLB pitcher, Mike Soroka. Chris Reistma holds the honour of being the first Canadian baseball player to be drafted in the 1<sup>st</sup> round of the MLB draft. He played seven seasons in the major leagues from 2001 to 2007. He also represented Canada as an Olympian at the 2008 Olympic Games in Beijing. Currently, Chris fills his days as an MLB scout, Canadian National Junior Team coach, and Senior Baseball Advisor and coach with Webber Academy's Wildcats Baseball Association.

Michael Soroka is a Canadian professional baseball pitcher who played with the Atlanta Braves. He is a native of Calgary and was selected as an MLB All-Star in 2019. The following year, Mike finished 2<sup>nd</sup> in the National League *Rookie of the Year* award voting.

These impressive guests were well received by our students at the Breakfast Club event. The students clearly enjoyed the opportunity of posing questions following an opening presentation.

On April 11, 2023, Dr. Neil Webber welcomed Mattea Roach as his special guest as part of the ATB President's Breakfast Series. Mattea is a Canadian tutor and game show contestant who held a 23-game winning streak on the game show *Jeopardy*. Mattea was a student at Webber Academy from 2004 to 2007 before their family moved to Eastern Canada.

At President's Breakfast Club events, students in grades 7 through 12 enjoy a breakfast in the theatre foyer prior to the presentations. <https://vimeo.com/webberacademy/atbspeakerseries>

### **University Visits**

A representative from the University of Calgary admissions team presented to interested high school students during lunch on September 13. Students also had the opportunity to connect with a representative from New York University (NYU), McMaster University, St. Francis Xavier University, Queen's and others. Our school hosted an *Out-of-Province University Fair* for senior high students with representatives from over 40 Canadian universities and colleges. In April, a lunchtime visit from the *University of Toronto* was open to all students in grades 10 and 11. Other springtime visits unfolded with presentations from U Edinburgh, Queen Mary University of London and U Auckland for students in grades 9 to 11.

### ***University Applications***

On October 11, grade 12 students were invited to a drop-in session where Webber Academy Academic Counsellors assisted students with their post-secondary applications. The graduating class was encouraged to promptly begin completing applications to Canadian post-secondary institutions. Individual sessions unfolded for students to update counsellors on their progress in advance of application deadlines.

### ***University & Career Symposium***

Senior High students spent the afternoon of May 19, engaging with fourteen Webber Academy graduates from 2008-2019. The session began with a keynote presentation entitled, *Navigating University and Beyond*. Students then took part in three group sessions of their choosing, each of which focused on an alum's specific academic path and professional experiences.

### ***Poetry-in-Voice***

Twelve students from around the country advanced to the semi-finals of the Poetry-in-Voice English Nationals that included a student from our school. Three Webber Academy high school students competed in the Poetry-in-Voice Calgary Team Regionals hosted by Bishop Carroll High School in March. Our team earned a 2<sup>nd</sup> place finish and took home a cash prize. We appreciate the ongoing support they receive from their inspiring coach. See this link to view a *Global TV* clip, presented by reporter Gil Tucker, highlighting the recitation of a poem by a Webber Academy student:

<https://globalnews.ca/video/9552222/calgary-student-super-excited-by-success-in-national-poetry-reciting-competition/>

### ***Reach for the Top***

The Grade 8 *Reach for the Top* team consisting of six students earned Gold Medals at the National Championships held in early May 2023. In a round-robin competition, our students faced teams representing schools in Ontario, British Columbia, Manitoba, and New Brunswick. Our students battled to defeat strong teams in both the semi-final and Championship game to claim the top prize.

### ***Science Fair Club***

Grade 6 students who were members of the *Science Fair Club* presented their projects to judges on March 22, in the lobby of the Performing Arts Theatre. A total of 19 participants showcased 15 projects (4 were partner projects). A number of Webber Academy parents viewed the impressive displays and spoke directly with our budding scientists about their projects.

### ***Calgary Youth Science Fair***

This city wide event is the largest regional Science Fair in the country and featured over 700 projects involving 1000 students. We are proud of the hard work our students consistently put forth over several months preparing their projects. Once again, their outstanding efforts were acknowledged at the Olympic Oval Awards Ceremony.

The top Grade 6 projects representing the work of Webber Academy students included: President's Award for Top Elementary Project - Gold Medal, CYSF Elementary Life Science Award, CYSF Elementary Social Sciences Award - Gold Medal, CYSF Elementary Physical Science Award, Dr. Neil Webber Elementary STEM Award - Gold Medal.

We are equally impressed by senior school students who participated in the Calgary Youth Science Fair. Out of the 15 projects that advanced to the CYSF, 9 projects were awarded Gold Medals and 5 projects were Silver Medal recipients.

As a result of the outstanding achievements by our students, Webber Academy was awarded *The City of Calgary Society of Professional Engineers (CCSPE) High School Aggregate Award* for the high school with the most high-ranking projects. This is a testament to the effort and high quality of work our students create on a regular basis. The top 15 high school projects were selected to represent Calgary in the 2023 Canada-Wide Science Fair (CWSF). 3 of the top 15 projects were completed by students from our school.

### ***APEGA Science Olympics***

A number of students from all age groups were eager to get involved in the APEGA Science Olympics competition. Division I teams were given materials to build a structure able to withstand Calgary's weather challenges including rain, snow, and hail. In this challenge our students were awarded *Silver* medals for their innovation and teamwork. The Division II teams were presented with a challenge that tested their ability to plan, design, and build a city while working as a team. Both of our Division II teams received *Gold* Medals for their performance. Four teams from Division III and IV problem-solved a series of challenges demonstrating how engineering and geoscience impact our everyday lives. All four Webber teams received trophies for their outstanding efforts.

### ***Art & Poetry***

A grade 9 student earned a 1<sup>st</sup> place finish in the Intermediate category of *The Royal Canadian Legion* Remembrance Day Poster Contest led by Kensington Legion, Calgary 264. The Junior High Student Council organized an Art and Poetry Contest embracing a theme of *School Pride* for students in grades 7 to 9. All of the submissions were well written and heart-warming. Six winners earned cash prizes.

### ***Junior High Jazz Ensemble***

The Junior High Jazz Ensemble was the recipient of the *George Kuperis Trophy* for the "Most Outstanding Junior High Jazz Ensemble" as a result of their performance at the Alberta International Band Festival. The ongoing support and direction provided by our band teachers reflects their passion for music and love of teaching.



### ***Whistler Trip for Band Students***

Seventy students in grades 8 to 12 with seven staff chaperones travelled to Whistler on April 20, to take part in the Whistler Band Festival.

### ***Band Festival***

Our Grade 7 Concert Band and Senior High Wind Ensemble travelled to Red Deer to participate in the Alberta Band Association's Festival of Bands. Both groups performed exceptionally well and received unanimous ratings of "Superior" from the adjudicators.

### ***The Designer Genes Club***

Students in grades 11 and 12 who showed an interest in genetic engineering registered for an intense 10-week course examining the theoretical and practical aspects of DNA extraction, PCR, gene cloning, gel electrophoresis, and DNA sequencing among other molecular biology techniques. The session for the 2022-2023 school year ran from October 5 to December 14. This Club is led by our senior school *Science Laboratory Technician*, Dr. Beatriz Garcia-Diaz.

### ***Big Data Challenge***

Four grade 11 students participated as a group in the STEM Fellowship's Big Data Challenge. Out of more than 160 entries representing 15 countries, our talented group earned a remarkable 6<sup>th</sup> place finish in a January competition. The four also competed in a Big Data Day and earned *The Let's Talk Analytics Talent Award* along with a \$1000 cash prize.

### ***Robotics***

Three staff members coach the Robotics teams here at Webber Academy. Robotics is a very popular club among our student population. In February 2023, our school hosted the final league event of the season which involved a total of 17 teams. The teams represented a number of schools and various community groups. One Webber coach summarized the competition with these words, *"Once again, against the odds, our grade 10 team managed to outscore grade 12 teams and go undefeated to claim the banner as the highest-ranked team. Our grade 12's earned a 2<sup>nd</sup> place finish and our grade 11 team finished in 4<sup>th</sup> place."* The results of this event secured spots for three Webber Academy teams to compete at the Southern Alberta Championships.



### ***Computing Challenge***

Eighty-four Webber Academy students enrolled in Programming 9 and Programming 15, took part in the *Beaver Computing Challenge* hosted by the University of Waterloo. Eight of our students earned a perfect score and three additional received a Certificate of Distinction.

### ***Women in Engineering***

Twenty-three Webber Academy grade 10 students attended the annual *Women in Engineering* event at the University of Calgary on February 23, 2023. Positive feedback was shared

regarding this excellent opportunity to interact with engineering professionals in a post-secondary environment.

### **Legacy Club**

A number of senior school students eagerly joined the student-led *Legacy Project*. Members of the *Legacy Club* arranged microloans for people in various parts of the world and raised money for distribution by the daily collection of recyclables on campus.

### **Model United Nations**

Members of the senior school *MUN Club* attracts students interested in debate, public speaking, and international affairs. Members took part in simulations, games, and extended conference meetings to develop their leadership skills, learn about diplomacy, international relations, the United Nations itself, and much more. The first club meeting of the school year unfolded on September 9.

### **Voices Magazine**

Voices is our school magazine for students in grades 7 through 12. It is essentially an annual writing contest. In 2022, students submitted their prose and/or poetry through their English Google Classroom for a chance to be published in this annual publication.

### **Community Fundraising**

#### **Terry Fox Run**

The 2022-2023 Physical Education 30 Class provided outstanding leadership and commitment for this important annual fundraising endeavour. In addition to promoting school wide participation in a fun run and Memorial Walk in Silence, the organizers set out early and promoted *Toonie Tuesdays & Thursdays* in support of the *Terry Fox Foundation*. *Hope Fight Believe* t-shirts were sold at the Toonie tables manned by students. The class exceeded their goal of raising \$30,000 and the Foundation confirmed the final amount donated from Webber Academy as \$34,226.56. We are proud of the extensive efforts made by our students and the generosity demonstrated by our school community.

#### **Food Bank Drive**

Annually, in December, food bank donations are collected for the Calgary Veterans Services Society and our generous school community came through once again with cash and groceries worth thousands of dollars.

### **Drama Productions**

In late December, students who took part in the *Junior High Drama Club* did a commendable job performing a play by Ian McWethy: *Bad Auditions by Bad Actors*. This 40-minute comedy was performed in the theatre for parents and other guests. In mid-April, Advanced Acting/Technical Theatre students performed a one act comedy, *The Brothers Grimm Spectaculathon* by Don Zoldis. *Cards on the Table* by Agatha Christie and *The Case of the Missing Lavakian Princess* by Carolyn Nur Wistrand were performed by grade 9 drama students.

### **Senior School Talent Show**

In late April, twenty-one students gave impressive performances at the annual *Senior School Talent Show*. The top three acts included a singer-songwriter, a guzheng musician (an ancient zither instrument) and a pianist. The event was organized and hosted by the *Graduation Fundraising Committee*. There was also a surprise finale performed by a group of students representing the Class of 2023. It was uplifting to see the personal commitment so many students have made to activities they clearly embraced beyond the school day.

### **Calgary Invitational Spelling Bee**

A city-wide elementary spelling bee was held in the theatre of the Webber Academy Performing Arts Centre with six of our students qualifying for this challenging and exciting televised event. Two of our Division II students earned medals for 2<sup>nd</sup> and 3<sup>rd</sup> place finishes.

### **Athletics**

#### **Basketball**

Twelve talented student-athletes made the Senior Varsity boys basketball team and had an outstanding season demonstrating impressive skills, good sportsmanship, and exceptional teamwork with 27 wins and only 2 losses. The boys finished in 1<sup>st</sup> place in three separate tournaments, won the league banner, and for the first time in 23 years, secured a Bronze Medal at the provincial championships held in Peace River. We are proud by the effort made by all of the players and the support demonstrated by their parents and coaches.

#### **Wildcats vs. Stampeders**

Check out this link to a short media clip highlighting a basketball game between our Senior Varsity Boys and the Calgary Stampeders:

<https://www.stampeders.com/2023/03/04/stamps-play-basketball/>

#### **Track & Field**

Our Senior High Track & Field Team finished in 1<sup>st</sup> place earning the league banner for the fourth consecutive year! On May 27 at Foothills Athletic Park, we had 32 athletes representing Webber Academy in 43 events at the *Calgary Senior High School Track & Field Championships*. A grade 12 student earned 1<sup>st</sup> place in both Senior Boys Shot Put and Javelin, and 2<sup>nd</sup> in Discus. A grade 11 student finished in 1<sup>st</sup> place in Intermediate Girls High Jump and another took 2<sup>nd</sup> in Intermediate Boys High Jump.

These three Webber Academy athletes qualified to compete at the *Alberta Schools Athletics Association Provincial High School Track & Field Championships* held in Edmonton on June 2, 2023. At provincials, all three athletes performed well capturing a Silver Medal in Senior Boys Shot Put, a Bronze Medal in Intermediate Girls High Jump, and a 4<sup>th</sup> place finish in Senior Boys High Jump.

#### **Cross Country Running & Volleyball**

The Junior High Cross Country Running team supported by coaches Anna-Marie Martin and Samantha Standing brought home the CISAA Cross Country league banner and the Junior Varsity Girls Volleyball team coached by Mike Asmus and Jillian Miller finished the volleyball season as CISAA silver medalists.

#### **Golf**

The Junior High Golf team participated in an October tournament at Springbank Links. Webber students finished 1<sup>st</sup> and 3<sup>rd</sup> among grades 7/8 Girls, and 2<sup>nd</sup> in the 8/9 Girls division. The 7/8 Girls' team placed 1<sup>st</sup> overall and won the league banner for our school. A grade 12 student finished in 1<sup>st</sup> place at the *2023 Maple Leaf Junior Golf Tour* season opener held in early May at the Paradise Canyon Golf Resort in Lethbridge. He shot nine-under-par after an opening round score of 66. This student consistently attained tremendous success in the sport of golf over several years and was recently recruited by Kenyon College in Ohio, USA, as a member of their Collegiate Golf Team.

#### **Climbing**

Student Achievement: A grade 11 student earned a 2<sup>nd</sup> Place finish in Bouldering and 4<sup>th</sup> in Lead/Ropes at Climbing Nationals. The student is now a member of Team Canada and has been invited to participate in the World's Climbing competition.



### ***Banner Brunch***

The *Banner Brunch* is a celebration of student-athletes at Webber Academy. The most recent *Banner Brunch* took place on June 17 at the new Webber Academy Athletic Park Fieldhouse located just ten minutes west of the school at Range Road 32 and Lower Springbank Road. The event included a catered brunch, silent auction, and special guest speakers. Sports analyst, Jock Wilson volunteered his time to act as Master of Ceremonies and significant hours of preparation were offered by our Parent Council President along with several other dedicated parent volunteers. The event could not have unfolded as it did without their support and guidance.

### ***Wildcats Spring Break Baseball Camps***

Our Wildcats Baseball coaches hosted two separate week-long, half-day, spring break baseball camps at the Webber Academy Athletic Park, inside the newly constructed field house. The camps were offered to youth throughout the city regardless of where they attended school. The coaches focused on baseball fundamentals including: throwing mechanics, in fielding, out fielding, pitching, hitting, and baserunning. The camps were designed to provide a meaningful, fun, and challenging experience for children 8 to 13 years of age of all skill levels. Please see the link to a video highlighting the newest facility constructed by Webber Academy.

 [Webber Academy Athletic Park Video.mp4](#)



## Academic Plan

Webber Academy is a non-denominational, co-educational university preparatory private school for students who embrace learning and strive to achieve their very best. The Mission of all staff is to prepare students to thrive in university and beyond. The school was established in 1997 with classes for 82 students from Kindergarten to grade 5. Within the first month of school enrolment increased to 96 students. The population more than doubled the following year. Subsequent grades were added each year with three or four classes in each grade. The first class to graduate was in June 2005.

The focus of the school is to provide a vibrant and challenging academic program as well as a variety of extra-curricular activities to allow students opportunities to identify areas of strength and interest. Teachers share their knowledge and enthusiasm, creating an environment where students are eager to learn.

The curriculum of Webber Academy is unique in many ways:

- At each grade level the course content extends beyond the provincial requirements in both “depth” and “breadth”.
- Language instruction begins in Junior Kindergarten with an emphasis on the use of phonics. Spanish is mandatory for all students until the end of grade 6. Mandarin is mandatory for all students from grade 4 to the end of grade 6. In Junior High students study Spanish, Mandarin, or French, although some students choose to study two of these languages.
- Music is a required subject for all students up to the end of grade 6, with participation in choir available as an extra-curricular activity. In Senior School, music is an option and is taught through a strong concert band program. A number of students take part in Jazz bands before and after school.
- Computer technology has been taught through regularly scheduled classes from grades 1 to 6. Elementary students are exposed to computer technology through an integrated curriculum. Multiple computer technology courses are offered as options from grade 8 on, but computers are used in a number of subject areas.
- Cyber Civics is delivered to students beginning in grade 5 and extend through to grade 9. The content is currently delivered through health classes and library discussions. This programme covers digital citizenship, information literacy and media literacy.
- Art is an important aspect of the school curriculum and is integrated into a number of subject areas. In grades 7-12, both art and drama are options and student artwork is displayed throughout the school. All students in grade 7 will take at least one of art or drama.
- Physical Education and Athletics are important to a well-balanced program for students of Webber Academy. Physical Education is mandatory for all students up to grade 10. In the early years, Physical Education consists primarily of exercise and game activities for skill development with sports being integrated into the program from grade 4. An athletics program for Junior and Senior High consisting of cross-country, running, golf, volleyball, basketball, badminton, soccer, and track and field is carried out throughout the year, both before and after school. Some of the physical education activities are taught at nearby facilities.
- A Coding Club is offered to students in the elementary school, a Robotics course is taught as an option in high school and a Robotics club is offered in junior high school.
- A unique course entitled Applied Science is offered in grade 11. Every student in this class is assigned a mentor from the University of Calgary to assist the students with a project for Science Fair submissions and presentations.

- Speech and Debate are important components of the school curriculum. Junior and Senior High students may participate in Speech and Debate clubs competing with other schools.
- In High School, students are offered both the Alberta High School courses and the Advanced Placement Program (AP). Students must earn at least an 85 percent in a subject before being accepted into an AP class. AP students study content that is well beyond the already enhanced Webber Academy curriculum. The AP program is well recognized by universities throughout the world and particularly by North American universities.

Overall, Webber Academy is a highly academic school with copious opportunities for students to develop their skills and interest in the Fine Arts, Physical Education, and many other extra-curricular programs. A combination of academic, social, and teamwork skills are taught to prepare students to become “well rounded” and future leaders in society.



## **Required Outcomes & Performance Measures**

**Outcome One:** Alberta's students are successful.

### **Elementary School**

#### **Performance Measures**

All students, with one exception, achieved a standard of excellence or an acceptable level on the Provincial Standardized tests written in June 2022.

- 100% participation in Grade 6
- Results are shared with parents
- Numeracy & Literacy Assessment screening was completed by our Grade 2 & 3 students in September 2022. Provincial Literary Screening Assessments were administered to students in Grade 1 in January 2023. The purpose of these screening assessments was to identify at-risk students then measure their progress later in the school year. These screening assessments showed there were no students falling into the at-risk category in any of the three grades. 100% easily fell into the not-at-risk category in all classes except one Grade 3 student, who made exceptional progress by the end of the school year. All nine teachers reported the provincial testing as invalid for our student population, and this required assessment took away from instructional time to cover our enhanced curriculum. The total number of students assessed at each grade level are as follows:
  - Grade 1 - 60
  - Grade 2 - 67
  - Grade 3 - 69
- All students entering and remaining at Webber Academy have a solid understanding of the English language. We have no identified English Language Learners (ELL), although many come from a multitude of backgrounds and cultures and are proficient in more than one language.

#### **Grade 6 Provincial Achievement Test Results**

68 Webber Academy Grade 6 students were enrolled in 2022-2023

##### 2022-2023 Grade 6 Mathematics Achievement Test

- 67 participated in writing the Mathematics Achievement Test
- 56 students (82%) achieved a standard of excellence result
- 67 students (100%) achieved an acceptable standard result
- None of our students received a below acceptable standard result

##### 2022-2023 Grade 6 English Language Arts Achievement Test

- 68 Webber Academy Grade 6 students participated in writing the English Language Arts Achievement Test
- 60 students (88%) achieved a standard of excellence result
- 68 students (100%) achieved an acceptable standard result
- None of our students received a below acceptable standard result

##### 2022-2023 Grade 6 Social Studies Achievement Test

- 66 Webber Academy Grade 6 students participated in writing the Social Studies Achievement Test
- 58 students (85%) achieved a standard of excellence result
- 66 students (100%) achieved an acceptable standard result
- None of our students received a below acceptable standard result

## 2022-2023 Grade 6 Science Achievement Test

- 66 Webber Academy Grade 6 students participated in writing the Science Achievement Test
- 63 students (92%) achieved a standard of excellence result
- 66 students (100%) achieved an acceptable standard result
- None of our students received a below acceptable standard result

### Grade 6 PAT Results:

#### PAT Results By Course

Authority: 0015 Webber Academy Foundation

Province: Alberta

#### English Language Arts 6

		Webber Academy					Alberta				
		2019	2020	2021	2022	2023	2019	2020	2021	2022	2023
Participation	Students Enrolled	70	n/a	n/a	69	68	54,820	n/a	n/a	56,095	52,106
	Students Writing	70	n/a	n/a	69	68	49,639	n/a	n/a	47,534	43,892
	Students Writing (%)	100.0	n/a	n/a	100.0	100.0	90.5	n/a	n/a	84.7	84.2
Results Based on Number Enrolled	Acceptable Standard (%)	100.0	n/a	n/a	100.0	100.0	83.2	n/a	n/a	76.1	76.2
	Standard of Excellence (%)	74.3	n/a	n/a	92.8	88.2	17.8	n/a	n/a	18.9	18.4
	Below Acceptable Standard (%)	0.0	n/a	n/a	0.0	0.0	7.3	n/a	n/a	8.7	8.1
Results Based on Number Writing	Acceptable Standard (%)	100.0	n/a	n/a	100.0	100.0	91.9	n/a	n/a	89.8	90.4
	Standard of Excellence (%)	74.3	n/a	n/a	92.8	88.2	19.6	n/a	n/a	22.3	21.9
	Below Acceptable Standard (%)	0.0	n/a	n/a	0.0	0.0	8.1	n/a	n/a	10.2	9.6

#### PAT Results By Course

Authority: 0015 Webber Academy Foundation

Province: Alberta

#### Mathematics 6

		Webber Academy					Alberta				
		2019	2020	2021	2022	2023	2019	2020	2021	2022	2023
Participation	Students Enrolled	70	n/a	n/a	69	68	54,778	n/a	n/a	56,019	52,551
	Students Writing	70	n/a	n/a	69	67	49,753	n/a	n/a	47,909	44,458
	Students Writing (%)	100.0	n/a	n/a	100.0	98.5	90.8	n/a	n/a	85.5	84.6
Results Based on Number Enrolled	Acceptable Standard (%)	100.0	n/a	n/a	100.0	98.5	72.5	n/a	n/a	64.1	65.4
	Standard of Excellence (%)	74.3	n/a	n/a	73.9	82.4	15.0	n/a	n/a	12.6	15.9
	Below Acceptable Standard (%)	0.0	n/a	n/a	0.0	0.0	18.3	n/a	n/a	21.4	19.2
Results Based on Number Writing	Acceptable Standard (%)	100.0	n/a	n/a	100.0	100.0	79.8	n/a	n/a	75.0	77.4
	Standard of Excellence (%)	74.3	n/a	n/a	73.9	83.6	16.6	n/a	n/a	14.8	18.8
	Below Acceptable Standard (%)	0.0	n/a	n/a	0.0	0.0	20.2	n/a	n/a	25.0	22.6

## PAT Results By Course

Authority: 0015 Webber Academy Foundation

Province: Alberta

### Social Studies 6

		Webber Academy					Alberta				
		2019	2020	2021	2022	2023	2019	2020	2021	2022	2023
Participation	Students Enrolled	70	n/a	n/a	69	68	54,802	n/a	n/a	56,483	57,655
	Students Writing	70	n/a	n/a	69	66	49,670	n/a	n/a	48,283	48,742
	Students Writing (%)	100.0	n/a	n/a	100.0	97.1	90.6	n/a	n/a	85.5	84.5
Results Based on Number Enrolled	Acceptable Standard (%)	100.0	n/a	n/a	98.6	97.1	76.2	n/a	n/a	67.8	66.2
	Standard of Excellence (%)	87.1	n/a	n/a	89.9	85.3	24.4	n/a	n/a	20.1	18.0
	Below Acceptable Standard (%)	0.0	n/a	n/a	1.4	0.0	14.4	n/a	n/a	17.7	18.4
Results Based on Number Writing	Acceptable Standard (%)	100.0	n/a	n/a	98.6	100.0	84.1	n/a	n/a	79.3	78.3
	Standard of Excellence (%)	87.1	n/a	n/a	89.9	87.9	27.0	n/a	n/a	23.6	21.3
	Below Acceptable Standard (%)	0.0	n/a	n/a	1.4	0.0	15.9	n/a	n/a	20.7	21.7

## PAT Results By Course

Authority: 0015 Webber Academy Foundation

Province: Alberta

### Science 6

		Webber Academy					Alberta				
		2019	2020	2021	2022	2023	2019	2020	2021	2022	2023
Participation	Students Enrolled	70	n/a	n/a	69	68	54,879	n/a	n/a	56,451	54,859
	Students Writing	70	n/a	n/a	69	66	49,793	n/a	n/a	48,395	46,184
	Students Writing (%)	100.0	n/a	n/a	100.0	97.1	90.7	n/a	n/a	85.7	84.2
Results Based on Number Enrolled	Acceptable Standard (%)	100.0	n/a	n/a	100.0	97.1	77.6	n/a	n/a	71.5	66.7
	Standard of Excellence (%)	84.3	n/a	n/a	88.4	92.6	28.6	n/a	n/a	23.7	21.8
	Below Acceptable Standard (%)	0.0	n/a	n/a	0.0	0.0	13.1	n/a	n/a	14.2	17.4
Results Based on Number Writing	Acceptable Standard (%)	100.0	n/a	n/a	100.0	100.0	85.5	n/a	n/a	83.4	79.3
	Standard of Excellence (%)	84.3	n/a	n/a	88.4	95.5	31.6	n/a	n/a	27.7	25.9
	Below Acceptable Standard (%)	0.0	n/a	n/a	0.0	0.0	14.5	n/a	n/a	16.6	20.7

## Achievement Domain

### Outcomes specific to First Nations, Metis and Inuit Perspectives (one student self-identified)

- In Spring 2023, the outcomes for First Nations, Metis and Inuit perspectives were highlighted and a copy of these outcomes were given to each teacher for review.
- The implementation of the new K-3 English Language Arts, K-3 Mathematics, and K-6 Physical Education & Wellness curriculum includes outcomes related to these topics and are being implemented by each teaching team within each division and subject area.
- Outcomes are outlined in the long range plans.
- Teachers regularly reference the new curriculum information by visiting: [curriculum.learnalberta.ca/](http://curriculum.learnalberta.ca/).

## Achievement Measures

### Achievement measures specific to First Nations, Metis and Inuit Perspectives

- Implementation of new assessments related to these topics in English Language Arts include: written assignments, poetry, quizzes, and discussions about oral traditions and kinship.
- Implementation of new assessment related to these topics in Mathematics include: learning patterns in nature, cycles of the seasons and First Nations, Metis, or Inuit representations of data.

## **Implementation Strategies**

### **Implementation strategies specific to First Nations, Metis and Inuit Perspectives**

- Our library has a collection of books written by Indigenous peoples of Canada. This collection honour their lives and experiences through storytelling and artwork.
- The Online Reference Centre license provides our school access to a variety of videos, broadcasts, and reading material that align with these specific outcomes.
- Weekly library classes are taught which include a book exchange.
- The librarians work closely with the teachers to provide lessons that align with their long range plan outcomes.
- Divisional meetings and team meetings are used to share new ideas and materials.

## **Senior School**

### **Performance Measures**

All students who wrote, scored Acceptable Standard or higher on each achievement test. All but two students wrote all achievement tests in June 2023.

- Results were shared with parents in the final report cards in June

### **Grade 9 Provincial Achievement Test Results**

91 Webber Academy Grade 9 students were enrolled in 2022-2023

#### **2022-2023 Grade 9 Mathematics Achievement Test**

- 90 students participated in writing the Mathematics Achievement Test
- 82 students (91%) achieved a standard of excellence result
- 90 students (100%) achieved an acceptable standard result
- None of our students received a below acceptable standard result

#### **2022-2023 Grade 9 English Language Arts Achievement Test**

- 90 Webber Academy Grade 9 students participated in writing the English Language Arts Achievement Test
- 68 students (76%) achieved a standard of excellence result
- 90 students (100%) achieved an acceptable standard result
- None of our students received a below acceptable standard result

#### **2022-2023 Grade 9 Social Studies Achievement Test**

- 89 Webber Academy Grade 9 students participated in writing the Social Studies Achievement Test
- 67 students (75%) achieved a standard of excellence result
- 88 students (99%) achieved an acceptable standard result
- One of our students received a below acceptable standard result

#### **2022-2023 Grade 9 Science Achievement Test**

- 88 Webber Academy Grade 9 students participated in writing the Science Achievement Test
- 78 students (89%) achieved a standard of excellence result
- 88 students (100%) achieved an acceptable standard result
- None of our students received a below acceptable standard result

## Grade 9 PAT Results:

### PAT Results By Course

Authority: 0015 Webber Academy Foundation

Province: Alberta

#### English Language Arts 9

		Webber Academy					Alberta				
		2019	2020	2021	2022	2023	2019	2020	2021	2022	2023
Participation	Students Enrolled	76	n/a	n/a	87	91	47,465	n/a	n/a	35,521	56,255
	Students Writing	76	n/a	n/a	86	90	42,002	n/a	n/a	28,956	47,191
	Students Writing (%)	100.0	n/a	n/a	98.9	98.9	88.5	n/a	n/a	81.5	83.9
Results Based on Number Enrolled	Acceptable Standard (%)	100.0	n/a	n/a	98.9	98.9	75.1	n/a	n/a	69.6	71.4
	Standard of Excellence (%)	84.2	n/a	n/a	79.3	74.7	14.7	n/a	n/a	12.9	13.4
	Below Acceptable Standard (%)	0.0	n/a	n/a	0.0	0.0	13.3	n/a	n/a	11.9	12.5
Results Based on Number Writing	Acceptable Standard (%)	100.0	n/a	n/a	100.0	100.0	84.9	n/a	n/a	85.4	85.1
	Standard of Excellence (%)	84.2	n/a	n/a	80.2	75.6	16.7	n/a	n/a	15.8	15.9
	Below Acceptable Standard (%)	0.0	n/a	n/a	0.0	0.0	15.1	n/a	n/a	14.6	14.9

### PAT Results By Course

Authority: 0015 Webber Academy Foundation

Province: Alberta

#### Mathematics 9

		Webber Academy					Alberta				
		2019	2020	2021	2022	2023	2019	2020	2021	2022	2023
Participation	Students Enrolled	76	n/a	n/a	87	91	46,764	n/a	n/a	32,890	55,447
	Students Writing	76	n/a	n/a	86	90	41,612	n/a	n/a	27,331	46,587
	Students Writing (%)	100.0	n/a	n/a	98.9	98.9	89.0	n/a	n/a	83.1	84.0
Results Based on Number Enrolled	Acceptable Standard (%)	100.0	n/a	n/a	98.9	98.9	60.0	n/a	n/a	53.0	54.4
	Standard of Excellence (%)	94.7	n/a	n/a	95.4	90.1	19.0	n/a	n/a	16.7	13.5
	Below Acceptable Standard (%)	0.0	n/a	n/a	0.0	0.0	29.0	n/a	n/a	30.1	29.6
Results Based on Number Writing	Acceptable Standard (%)	100.0	n/a	n/a	100.0	100.0	67.4	n/a	n/a	63.7	64.7
	Standard of Excellence (%)	94.7	n/a	n/a	96.5	91.1	21.4	n/a	n/a	20.1	16.0
	Below Acceptable Standard (%)	0.0	n/a	n/a	0.0	0.0	32.6	n/a	n/a	36.3	35.3

### PAT Results By Course

Authority: 0015 Webber Academy Foundation

Province: Alberta

#### Social Studies 9

		Webber Academy					Alberta				
		2019	2020	2021	2022	2023	2019	2020	2021	2022	2023
Participation	Students Enrolled	76	n/a	n/a	87	91	47,496	n/a	n/a	30,108	56,309
	Students Writing	76	n/a	n/a	86	89	42,336	n/a	n/a	25,130	47,410
	Students Writing (%)	100.0	n/a	n/a	98.9	97.8	89.1	n/a	n/a	83.5	84.2
Results Based on Number Enrolled	Acceptable Standard (%)	100.0	n/a	n/a	98.9	96.7	68.7	n/a	n/a	60.8	58.4
	Standard of Excellence (%)	84.2	n/a	n/a	80.5	73.6	20.6	n/a	n/a	17.2	15.9
	Below Acceptable Standard (%)	0.0	n/a	n/a	0.0	1.1	20.5	n/a	n/a	22.7	25.8
Results Based on Number Writing	Acceptable Standard (%)	100.0	n/a	n/a	100.0	98.9	77.0	n/a	n/a	72.8	69.3
	Standard of Excellence (%)	84.2	n/a	n/a	81.4	75.3	23.1	n/a	n/a	20.6	18.9
	Below Acceptable Standard (%)	0.0	n/a	n/a	0.0	1.1	23.0	n/a	n/a	27.2	30.7



## PAT Results By Course

Authority: 0015 Webber Academy Foundation

Province: Alberta

### Science 9

		Webber Academy					Alberta				
		2019	2020	2021	2022	2023	2019	2020	2021	2022	2023
Participation	Students Enrolled	76	n/a	n/a	87	91	47,489	n/a	n/a	31,215	56,311
	Students Writing	76	n/a	n/a	86	88	42,280	n/a	n/a	25,840	47,397
	Students Writing (%)	100.0	n/a	n/a	98.9	96.7	89.0	n/a	n/a	82.8	84.2
Results Based on Number Enrolled	Acceptable Standard (%)	100.0	n/a	n/a	98.9	96.7	75.2	n/a	n/a	68.0	66.3
	Standard of Excellence (%)	88.2	n/a	n/a	88.5	85.7	26.4	n/a	n/a	22.6	20.1
	Below Acceptable Standard (%)	0.0	n/a	n/a	0.0	0.0	13.8	n/a	n/a	14.8	17.8
Results Based on Number Writing	Acceptable Standard (%)	100.0	n/a	n/a	100.0	100.0	84.5	n/a	n/a	82.1	78.8
	Standard of Excellence (%)	88.2	n/a	n/a	89.5	88.6	29.6	n/a	n/a	27.3	23.9
	Below Acceptable Standard (%)	0.0	n/a	n/a	0.0	0.0	15.5	n/a	n/a	17.9	21.2

## Grade 12 Diploma Exam Results

79 Webber Academy Grade 12 students were enrolled in 2022-2023

Standard of Excellence Score for the June 2023 Diploma Exam in each subject area:

- Math 30-1                      Webber Academy: 96.8%              Province: 29.5%
- ELA 30-1                      Webber Academy: 50.6%              Province: 10.8%
- SS 30-1                        Webber Academy: 54.5%              Province: 17.4%
- Biology 30                      Webber Academy: 87.5%              Province: 34.0%
- Chemistry 30                      Webber Academy: 79.7%              Province: 36.1%
- Physics 30                      Webber Academy: 85.5%              Province: 40.0%

Average Score for June 2023 Diploma Exam in each subject area:

- Math 30-1                      Webber Academy: 93.5%              Province: 63.2%
- ELA 30-1                      Webber Academy: 79.9%              Province: 62.3%
- SS 30-1                        Webber Academy: 80.4%              Province: 65.2%
- Biology 30                      Webber Academy: 88.7%              Province: 68.9%
- Chemistry 30                      Webber Academy: 87.4%              Province: 68.3%
- Physics 30                      Webber Academy: 89.1%              Province: 69.9%

## Overall Grade 12 Diploma Exam Results:

### Diploma Exam Results By Students Writing Measure History

Authority: 0015 Webber Academy Foundation

Province: Alberta

	Webber Academy					Measure Evaluation			Alberta				
	2019	2020	2021	2022	2023	Achievement	Improvement	Overall	2019	2020	2021	2022	2023
N	109	n/a	n/a	116	140	n/a	n/a	n/a	65,117	n/a	n/a	58,444	67,294
Acceptable Standard %	100.0	n/a	n/a	98.9	98.9	Very High	n/a	n/a	83.6	n/a	n/a	75.2	80.3
Standard of Excellence %	80.2	n/a	n/a	67.1	72.0	Very High	n/a	n/a	24.0	n/a	n/a	18.2	21.2

## Diploma Exam Results By Students Writing - 3 Year Rolling Average

Authority: 0015 Webber Academy Foundation

Province: Alberta

	Webber Academy			Alberta		
	2019 - 2021 Avg	2020 - 2022 Avg	2021 - 2023 Avg	2019 - 2021 Avg	2020 - 2022 Avg	2021 - 2023 Avg
N	109	n/a	140	65,117	n/a	67,294
Acceptable Standard %	100.0	n/a	98.9	83.6	n/a	80.3
Standard of Excellence %	80.2	n/a	72.0	24.0	n/a	21.2

## Grade 12 Diploma Exam Results:

### Diploma Exam Results By Course

Authority: 0015 Webber Academy Foundation

Province: Alberta

#### English Lang Arts 30-1

	Webber Academy					Alberta				
	2019	2020	2021	2022	2023	2019	2020	2021	2022	2023
Students Writing	70	n/a	n/a	69	77	29,832	n/a	n/a	17,372	31,493
Diploma Examination Acceptable Standard (%)	100.0	n/a	n/a	100.0	100.0	86.8	n/a	n/a	78.8	83.7
Diploma Examination Standard of Excellence (%)	65.7	n/a	n/a	39.1	50.6	12.3	n/a	n/a	9.4	10.5
School Awarded Acceptable Standard (%)	100.0	n/a	n/a	100.0	100.0	98.0	n/a	n/a	98.2	98.4
School Awarded Standard of Excellence (%)	85.7	n/a	n/a	91.3	85.7	35.1	n/a	n/a	44.6	42.4

### Diploma Exam Results By Course

Authority: 0015 Webber Academy Foundation

Province: Alberta

#### Mathematics 30-1

	Webber Academy					Alberta				
	2019	2020	2021	2022	2023	2019	2020	2021	2022	2023
Students Writing	67	n/a	n/a	47	93	19,389	n/a	n/a	9,102	19,763
Diploma Examination Acceptable Standard (%)	100.0	n/a	n/a	100.0	96.8	77.8	n/a	n/a	63.6	70.8
Diploma Examination Standard of Excellence (%)	88.1	n/a	n/a	95.7	79.6	35.1	n/a	n/a	23.0	29.0
School Awarded Acceptable Standard (%)	100.0	n/a	n/a	100.0	100.0	96.2	n/a	n/a	95.4	96.1
School Awarded Standard of Excellence (%)	94.0	n/a	n/a	100.0	94.6	51.6	n/a	n/a	51.6	54.1

### Diploma Exam Results By Course

Authority: 0015 Webber Academy Foundation

Province: Alberta

#### Social Studies 30-1

	Webber Academy					Alberta				
	2019	2020	2021	2022	2023	2019	2020	2021	2022	2023
Students Writing	70	n/a	n/a	69	77	21,610	n/a	n/a	13,811	24,023
Diploma Examination Acceptable Standard (%)	100.0	n/a	n/a	100.0	98.7	86.6	n/a	n/a	81.5	83.5
Diploma Examination Standard of Excellence (%)	67.1	n/a	n/a	62.3	54.5	17.0	n/a	n/a	15.8	15.9
School Awarded Acceptable Standard (%)	100.0	n/a	n/a	100.0	100.0	99.1	n/a	n/a	99.3	99.3
School Awarded Standard of Excellence (%)	77.1	n/a	n/a	84.1	89.6	43.6	n/a	n/a	50.6	50.0

## Diploma Exam Results By Course

Authority: 0015 Webber Academy Foundation

Province: Alberta

### Biology 30

	Webber Academy					Alberta				
	2019	2020	2021	2022	2023	2019	2020	2021	2022	2023
Students Writing	55	n/a	n/a	57	64	22,442	n/a	n/a	13,449	23,270
Diploma Examination Acceptable Standard (%)	100.0	n/a	n/a	100.0	100.0	83.9	n/a	n/a	74.3	82.7
Diploma Examination Standard of Excellence (%)	96.4	n/a	n/a	70.2	87.5	35.5	n/a	n/a	25.2	32.8
School Awarded Acceptable Standard (%)	100.0	n/a	n/a	100.0	100.0	97.5	n/a	n/a	97.0	97.2
School Awarded Standard of Excellence (%)	100.0	n/a	n/a	96.5	96.9	49.3	n/a	n/a	51.1	51.6

## Diploma Exam Results By Course

Authority: 0015 Webber Academy Foundation

Province: Alberta

### Chemistry 30

	Webber Academy					Alberta				
	2019	2020	2021	2022	2023	2019	2020	2021	2022	2023
Students Writing	66	n/a	n/a	67	74	18,525	n/a	n/a	10,196	18,364
Diploma Examination Acceptable Standard (%)	100.0	n/a	n/a	94.0	98.6	85.7	n/a	n/a	77.1	80.5
Diploma Examination Standard of Excellence (%)	84.8	n/a	n/a	67.2	79.7	42.5	n/a	n/a	31.1	37.0
School Awarded Acceptable Standard (%)	100.0	n/a	n/a	100.0	100.0	97.3	n/a	n/a	97.4	97.4
School Awarded Standard of Excellence (%)	90.9	n/a	n/a	92.5	89.2	53.9	n/a	n/a	56.6	56.3

## Diploma Exam Results By Course

Authority: 0015 Webber Academy Foundation

Province: Alberta

### Physics 30

	Webber Academy					Alberta				
	2019	2020	2021	2022	2023	2019	2020	2021	2022	2023
Students Writing	51	n/a	n/a	47	55	9,247	n/a	n/a	5,560	9,241
Diploma Examination Acceptable Standard (%)	100.0	n/a	n/a	100.0	100.0	87.5	n/a	n/a	78.5	82.3
Diploma Examination Standard of Excellence (%)	84.3	n/a	n/a	83.0	85.5	43.5	n/a	n/a	34.6	39.9
School Awarded Acceptable Standard (%)	100.0	n/a	n/a	100.0	100.0	97.8	n/a	n/a	97.9	98.1
School Awarded Standard of Excellence (%)	94.1	n/a	n/a	97.9	94.5	58.5	n/a	n/a	64.0	61.2

## Comment on Results - Elementary and Senior School

The school is pleased with the academic success of our student population.

There was 99% participation in the Mathematics test, 100% in English Language Arts and 97% in both Science and Social Studies tests. The overall percentage of Grade 6 students achieving the Standard of Excellence was as high as it has been in the past. Students did particularly well with the reading component of the English Language Arts test and in part A of the Math test (the problem solving component of the Mathematics test).

*There was 98% participation in the Mathematics 9, English Language Arts 9, Science 9, and Social Studies 9 tests and the overall percentage of Grade 9 students achieving the Standard of Excellence was as high as it has been in the past. Students did equally well with the reading and the writing components of the English Language Arts 9 and the percentage of students achieving Standard of Excellence for the Mathematics 9 tests was exceptionally high.*

*Senior High students challenged themselves with even more AP exams than they have taken in the past and achieved great success, equal to previous years.*

## Outcomes

- *Students demonstrate a comprehensive understanding of provincial learning outcomes.*
- *Students continue to demonstrate competencies in critical thinking, communication, problem solving, information management, creativity, and collaboration.*
- *Our High School students continue to demonstrate knowledge and achievement at the first-year university level through their success in AP exams, showing a strong preparation for university.*

## Strategies

- *Teachers work collaboratively during divisional meetings, team meetings, and cross-divisional meetings to provide consistency.*
- *Teachers continue to participate in professional development that will further enhance consistent teaching practices and assessments.*
- *English Language Arts teachers continue to participate in local marking of the ELA exams resulting in an enhanced understanding of provincial expectations.*
- *Teachers conduct purposeful and focused reflection reviewing previous PAT and diploma results, program content and delivery, and identify the successful elements of areas of growth.*
- *Teachers continue to embrace advanced teaching practices especially in early years to set students up for success throughout their academic career.*
- *Teachers will focus on clear communication between school and home to foster a positive learning environment and a collaborative approach with parents. This will be done via email, phone calls, in person meetings or virtual meetings on a regular basis.*

## Student Support

- Educational Assistant support from Kindergarten to Grade 2. These support teachers work with students who require additional support in literacy and numeracy. The WISE reading program is also used to enhance literacy skills.
- Ongoing assessment and enrichment is provided.
- The school has a Registered Psychologist that is available to work with students and parents.
- *Three academic counsellors assist our students in Senior School by giving support with organization, test taking, and time management strategies.*

## Teacher Support

- *New teachers are supported by a designated mentor as well as an administrator whenever needed.*
- *All staff members have access to services through our health care plan.*
- Teachers have equal access to a Professional Development allowance to attend conferences, virtual sessions, or other opportunities upon approval. A substitute teacher is provided if the teacher is attending the session throughout the week during school hours.
- Staff members embrace a team approach to the enhancement and delivery of the curriculum. Each grade from Kindergarten to Grade 6 has a team of 3 teachers that work collaboratively to plan and execute unit plans, daily lessons, and assessments. Teams are often expanded for vertical planning.
- *The team approach continues in Senior School with strong collaboration within all subject areas.*

## Language Outcomes

- *Spanish is taught from Junior Kindergarten to Grade 6*
- *Mandarin is taught from Grades 4 to 6*
- *In Senior School, students can continue to take Mandarin, or Spanish (or both), and also have an opportunity to take French*

## **Behaviour Domain**

### **Outcomes**

- *Students will develop active citizenship skills, caring for others and treating each other with respect*
- *Students will feel safe in school*
- *Students will develop the skills, attitudes, and behaviours necessary for learning beyond school*

### **Strategies**

- *Familiarize students with specific virtues throughout K-6 in a number of ways, including assembly presentations, health lessons, and highlighting student behaviours. This includes Student of the Month for grades 4 to 6, and two yearend Citizenship awards for Grade 6 students.*
- *In Junior High, students are awarded Student of the Month, which highlights positive behaviours.*
- *In both JH and SH, our year end awards emphasize citizenship, work ethic, and positive behaviours.*
- *Continue to ensure that each grade level complete meaningful assignments that will ensure students learn about First Nations, Metis, and Inuit perspectives and experiences.*
- *Continue to hold students accountable for their actions and behaviours, creating an environment where all students feel safe and supported.*
- *Continue to deliver a range of extra-curricular opportunities for students in the elementary including, but not limited to: Division I Choir, Division II Choir, Cross-Country Running Club, Chess Club, Math and Science Contests, Spelling Bee, Coding Club, Book Club, Science Olympics, Volleyball, Basketball, and Dance Club; each showcasing the required skillset for lifelong learning.*
- *Continue to deliver a range of extra-curricular activities for Senior School students including, but not limited to: JH and SH Jazz Bands, Art Club, JH Drama Club, Model United Nations, Speech, Debate, Reach for the Top, Robotics, JH Student Council, SH Student Council, Science Olympics, Students on the Beamline, Designer Genes, Big Data Club, Math Contests, Math Society, Voices Magazine, Legacy Project, JH and SH Investment Clubs, GSA.*
- *Continue to offer a full Athletics program over the academic year. JH and SH Students participate in the CISAA, competing in Cross Country, Golf, Volleyball, Basketball, Badminton, Soccer, and Track and Field.*

## Citizenship - Measure History

Percentage of teachers, parents and students satisfied that students model the characteristics of active citizenship is 90.2%, compared to 80.3% provincially.

	Webber Academy										Measure Evaluation		
	2019		2020		2021		2022		2023		Achievement	Improvement	Overall
	N	%	N	%	N	%	N	%	N	%			
Overall	804	93.1	864	92.8	723	93.9	785	92.7	675	90.2	Very High	Declined	Good
Parent	179	96.1	153	95.4	149	94.5	122	95.4	119	92.6	Very High	Maintained	Excellent
Student	575	86.5	657	85.7	522	88.0	608	86.2	508	81.6	Very High	Declined Significantly	Acceptable
Teacher	50	96.8	54	97.4	52	99.2	55	96.4	50	96.4	Very High	Maintained	Excellent

Alberta									
2019		2020		2021		2022		2023	
N	%	N	%	N	%	N	%	N	%
265,614	82.9	264,413	83.3	230,843	83.2	249,770	81.4	257,231	80.3
35,247	81.9	36,891	82.4	30,905	81.4	31,689	80.4	31,889	79.4
197,090	73.5	193,577	73.8	169,741	74.1	187,120	72.1	193,015	71.3
33,277	93.2	33,945	93.6	30,197	94.1	30,961	91.7	32,347	90.3

The school is pleased with the results in terms of teacher and parent satisfaction with students modelling active citizenship. The results from students show a significant decline, which may be due to lingering challenges associated with the pandemic. Students have had to endure an inordinate amount of change that has contributed to an inconsistent learning environment. Although, some fundraising efforts by our students were stalled during the pandemic, many have since resumed. For instance, students raised over \$30,000 in support of the Terry Fox Foundation early in the school year. As a result of the decline, division heads and teachers are devoting more teaching hours to cyber-civics and addressing active citizenship in monthly assemblies.

## Student Learning Engagement - Measure History

Percentage of teachers, parents and students satisfied with the student learning engagement is 92.2%, compared to 85.1% provincially.

	Webber Academy										Measure Evaluation		
	2019		2020		2021		2022		2023		Achievement	Improvement	Overall
	N	%	N	%	N	%	N	%	N	%			
Overall	n/a	n/a	n/a	n/a	723	92.8	788	92.2	675	89.7	n/a	Declined	n/a
Parent	n/a	n/a	n/a	n/a	149	98.4	122	98.6	119	96.0	n/a	Declined	n/a
Student	n/a	n/a	n/a	n/a	522	81.3	609	78.6	508	75.7	n/a	Declined	n/a
Teacher	n/a	n/a	n/a	n/a	52	98.7	55	99.4	50	97.3	n/a	Maintained	n/a

Alberta									
2019		2020		2021		2022		2023	
N	%	N	%	N	%	N	%	N	%
n/a	n/a	n/a	n/a	230,956	85.6	249,740	85.1	257,214	84.4
n/a	n/a	n/a	n/a	30,994	89.0	31,694	88.7	31,862	87.3
n/a	n/a	n/a	n/a	169,789	71.8	187,102	71.3	193,029	70.9
n/a	n/a	n/a	n/a	30,173	96.0	30,944	95.5	32,323	95.1

Although a decline is indicated, the school is pleased with the results which are well above the provincial average. There is little doubt that the aftermath of the pandemic continues to be contributing factor in student learning engagement.

## Education Quality - Measure History

Percentage of teachers, parents and students satisfied with the overall quality of basic education is 94.2%, compared to 88.1% provincially.

	Webber Academy										Measure Evaluation		
	2019		2020		2021		2022		2023		Achievement	Improvement	Overall
	N	%	N	%	N	%	N	%	N	%			
Overall	804	96.8	864	96.5	723	96.0	786	95.7	675	94.2	Very High	Declined	Good
Parent	179	97.1	153	96.9	149	95.8	122	97.1	119	92.4	Very High	Declined	Good
Student	575	94.2	667	93.0	522	93.2	609	90.2	508	91.8	Very High	Maintained	Excellent
Teacher	50	99.0	54	99.7	52	99.0	55	99.7	50	98.3	Very High	Maintained	Excellent

Alberta									
2019		2020		2021		2022		2023	
N	%	N	%	N	%	N	%	N	%
265,841	90.2	264,623	90.3	230,814	89.6	249,532	89.0	257,584	88.1
35,262	86.4	36,907	86.7	31,024	86.7	31,728	86.1	31,890	84.4
197,282	88.1	193,763	87.8	169,589	86.3	186,834	85.9	193,343	85.7
33,297	96.1	33,953	96.4	30,201	95.7	30,970	95.0	32,351	94.4

The school is pleased with the results as the achievement remains very high.

## Welcoming, Caring, Respectful and Safe Learning Environments (WCRSLE) - Measure History

Percentage of teachers, parents and students in agreement that students are learning the importance of caring for others, are learning respect for others, and are treated fairly in school is 92.2%, compared to 84.7% provincially.

	Webber Academy										Measure Evaluation		
	2019		2020		2021		2022		2023		Achievement	Improvement	Overall
	N	%	N	%	N	%	N	%	N	%			
Overall	n/a	n/a	n/a	n/a	723	95.2	785	93.8	675	92.2	n/a	Declined	n/a
Parent	n/a	n/a	n/a	n/a	149	97.2	122	96.5	119	94.6	n/a	Maintained	n/a
Student	n/a	n/a	n/a	n/a	522	90.2	608	87.5	508	84.5	n/a	Declined	n/a
Teacher	n/a	n/a	n/a	n/a	52	98.3	55	97.4	50	97.4	n/a	Maintained	n/a

Alberta									
2019		2020		2021		2022		2023	
N	%	N	%	N	%	N	%	N	%
n/a	n/a	n/a	n/a	231,091	87.8	249,941	86.1	257,391	84.7
n/a	n/a	n/a	n/a	30,980	88.2	31,715	86.9	31,885	85.6
n/a	n/a	n/a	n/a	169,900	79.8	187,258	77.7	193,156	76.6
n/a	n/a	n/a	n/a	30,211	95.3	30,968	93.6	32,350	92.0

School staff are satisfied by the results showing above. It is the responsibility of all stakeholders to contribution in creating the best possible learning and work environment. Clear expectations of behaviour are set out in our Parent-Student Handbook and Staff Handbook. When issues arise and the administration is made aware, a prompt and objective investigation unfolds. Any unacceptable behaviours identified result in specific action to ensure accountability with the goal of putting an end to the unacceptable behaviours.

## Access to Supports and Services - Measure History

Percentage of teachers, parents and students satisfied with the access to supports and services is 86.6%, compared to 80.6% provincially.

	Webber Academy										Measure Evaluation		
	2019		2020		2021		2022		2023		Achievement	Improvement	Overall
	N	%	N	%	N	%	N	%	N	%			
Overall	n/a	n/a	n/a	n/a	723	92.2	785	90.4	675	86.6	n/a	Declined Significantly	n/a
Parent	n/a	n/a	n/a	n/a	149	94.0	122	92.1	119	86.6	n/a	Declined	n/a
Student	n/a	n/a	n/a	n/a	522	86.1	608	83.1	506	78.8	n/a	Declined	n/a
Teacher	n/a	n/a	n/a	n/a	52	96.5	55	96.0	50	94.4	n/a	Maintained	n/a

Alberta									
2019		2020		2021		2022		2023	
N	%	N	%	N	%	N	%	N	%
n/a	n/a	n/a	n/a	230,761	82.6	249,570	81.6	256,994	80.6
n/a	n/a	n/a	n/a	30,936	78.9	31,684	77.4	31,847	75.7
n/a	n/a	n/a	n/a	169,631	80.2	188,935	80.1	192,805	79.9
n/a	n/a	n/a	n/a	30,194	88.7	30,951	87.3	32,342	86.2

Requests from both parents and students for access to support and services have continued to rise since the pandemic. Teachers, administrators, and our school psychologist all report having to spend more time addressing behavioural issues. It is believed there is a demonstrative decrease in resiliency and coping skills even in what is determined to be minor incidents of conflict. As a result, administrators and school psychologist have met more frequently with parents to address the needs of students. Ongoing services are provided by professionals externally, as well as, those employed with the school.

## Parent Involvement - Measure History

Percentage of teachers and parents satisfied with parental involvement in decisions about their child's education is 80.5%, compared to 79.1% provincially.

	Webber Academy										Measure Evaluation		
	2019		2020		2021		2022		2023		Achievement	Improvement	Overall
	N	%	N	%	N	%	N	%	N	%			
Overall	228	84.7	206	90.9	198	88.1	176	87.8	169	80.5	High	Declined Significantly	Issue
Parent	178	79.8	152	88.2	147	80.5	121	87.8	119	76.0	Very High	Declined Significantly	Acceptable
Teacher	50	89.5	54	93.6	51	95.7	55	87.7	50	85.1	Low	Maintained	Issue

Alberta									
2019		2020		2021		2022		2023	
N	%	N	%	N	%	N	%	N	%
68,116	81.3	70,377	81.8	60,919	79.5	62,412	78.8	63,935	79.1
34,944	73.6	36,556	73.9	30,886	72.2	31,598	72.3	31,720	72.5
33,172	89.0	33,821	89.6	30,033	86.8	30,814	85.2	32,215	85.7

The satisfaction of parental involvement in decisions about their child's education is showing as an "issue". Our parent community make the decision to send their child(ren) to our school. We continue to have a wait list for admission, suggesting that family values and philosophy in the approach to learning align with the school. The most common challenge about parents being involved in their child's education is convincing some to reduce their child's course load or lessening a student's workload through specific course selection. Some of the decline may still be due to the aftermath of the pandemic. Additionally, parents are not typically appointed to the



Board of Directors, where the major decisions are being made with respect to school operations. There are parents who do serve on our Board of Directors once their child(ren) reach graduation.

## Stakeholders

In addition to the annual survey of the parents, students, and teachers by the Alberta Government, Webber Academy continues to conduct a separate annual survey with questions relevant to school programming and operations. Our 2023 school survey revealed a score of 6.30 out of 7 satisfaction rating by parents on the quality of education being provided. As a result, our school experiences an ongoing, consistent enrolment with a waiting list of eligible students. The quality and commitment of our teaching and support staff contribute greatly to this standing satisfaction by students and parents. Ongoing communication occurs with stakeholders by way of Parent Council meetings and posted minutes. In addition, weekly communications go out to all stakeholders. Our Head of School conducts regular staff meetings to share results and progress. Teachers provide ongoing assessment for students as well as detailed report cards over three terms.

## High School Completion

### High School Completion Rates - Measure History

	Webber Academy										Measure Evaluation		
	2018		2019		2020		2021		2022		Achievement	Improvement	Overall
	N	%	N	%	N	%	N	%	N	%			
3 Year Completion	72	95.4	75	95.6	61	95.9	59	99.6	73	96.1	Very High	Maintained	Excellent
4 Year Completion	56	97.1	72	94.2	75	96.2	61	93.4	59	99.0	Very High	Improved	Excellent
5 Year Completion	60	93.7	56	97.0	72	93.7	75	95.6	61	92.3	Very High	Maintained	Excellent

Alberta									
2018		2019		2020		2021		2022	
N	%	N	%	N	%	N	%	N	%
44,978	79.7	45,354	80.3	46,245	83.4	47,675	83.2	48,340	80.7
44,994	83.3	44,980	84.0	45,351	85.0	46,242	87.1	47,660	86.5
44,842	85.2	44,988	85.3	44,972	86.2	45,344	87.1	46,238	88.6

Our high school students consistently complete their full program of studies in a 3-year period.

First Nations, Métis, and Inuit (FNMI) & English Language Learning (ELL): With respect to high school completion rates, we have no data to report. Although we have no FNMI self-identified students, the school is committed to infusing aboriginal perspectives by ensuring our program of studies celebrates the culture and rich history of our FNMI communities.

## Summary of Financial Results

Key Financial information about the school:

Webber Academy Foundation (WAF) completed its fifth (full) year of operations after the reorganization, which resulted in all of the assets being divided between two charitable organizations. The second registered charity is called West Aspen Holdings Ltd. (WAHL). WAHL's mandate is to focus on managing the cash and real property with the intention of providing assistance with the charitable activities of WAF. WAF leases the school facilities and Athletic Park from WAHL.

The Wildcats Baseball Program was founded in 2021. The number of registered athletes increased over the prior year from 50 players to 75 players. Total revenue for the 2022-2023 school year was \$539,575.

Capital expenditures during 2022-2023 were \$309,799. This was for computer equipment, software, furniture, equipment and books. All capital projects are funded by West Aspen Holdings Ltd.

The instructional fee revenue earned during 2022-2023 was \$19,520,177. Funding from Alberta Education for the 2022-2023 school year was \$5,308,652. Total revenue was \$27,969,270.

Of the \$27,414,811 in total expenses for 2022-2023, \$15,451,495 or 56% relates to Wages and Benefits. There was no interest expense during 2022-2023, as there was no long term debt. The 'other expenses' category includes: advertising, cafeteria supplies, utilities, professional fees, school supplies, advertising, school functions, computer supplies, telecommunications, excursions, office, insurance and program activity fees.

Program expenditure information for 2022-2023 audited and 2023-2024 Budget:

<b>Program Expenditure</b>	<b>2022-2023 Actual</b>	<b>2023-2024 Budget</b>
Excursions	\$ 32,128	\$ 80,000
Program Activity Fees	\$224,839	\$305,000
School Supplies	\$303,195	\$360,000
School Functions	\$119,247	\$165,000

Guiding principles used in financial planning:

Student enrolment is the key component to the financial planning. We take into consideration past trends as well as what is happening in the economy at present.

The reader may access additional financial and budget information by:

- Reviewing the Audited Financial Statements
- Contacting Rhonda Burke, Director of Finance at Webber Academy 403-277-4700
- Contacting Joan Valente, Partner at RSM Canada 403-298-1517

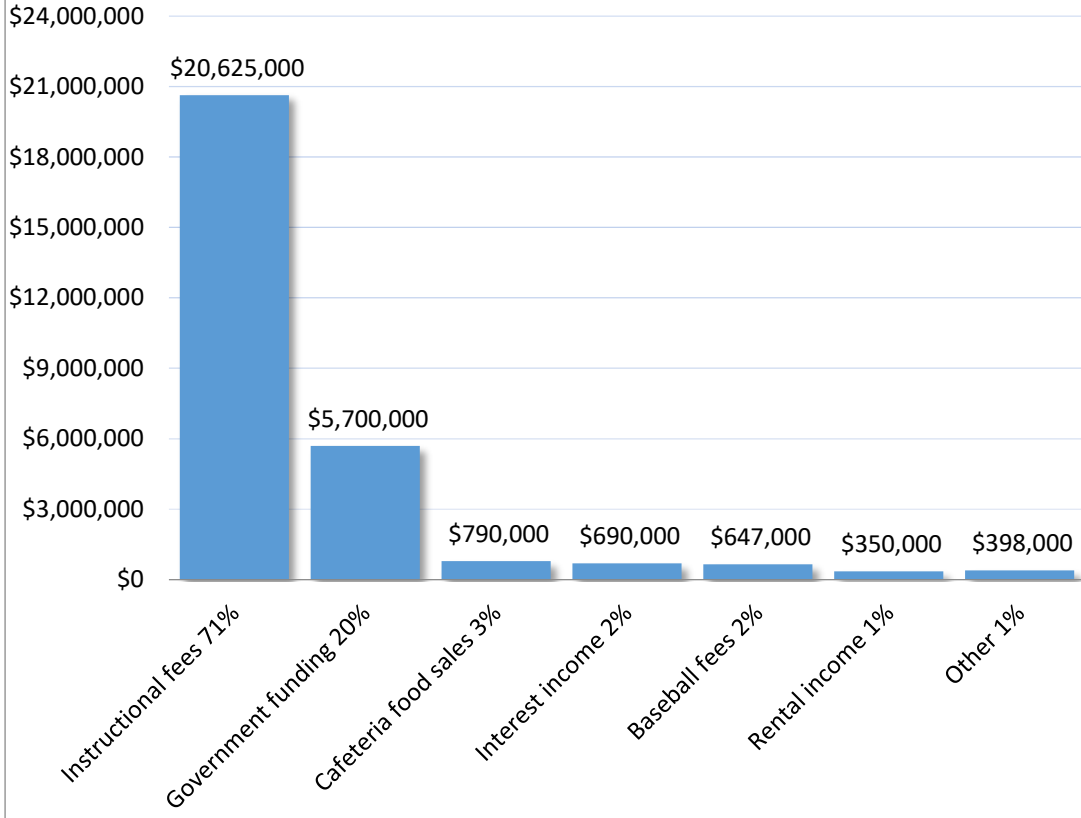
### **Budget 2023-2024:**

Excess of Revenues over Expenses for August 31, 2023 - \$500,000

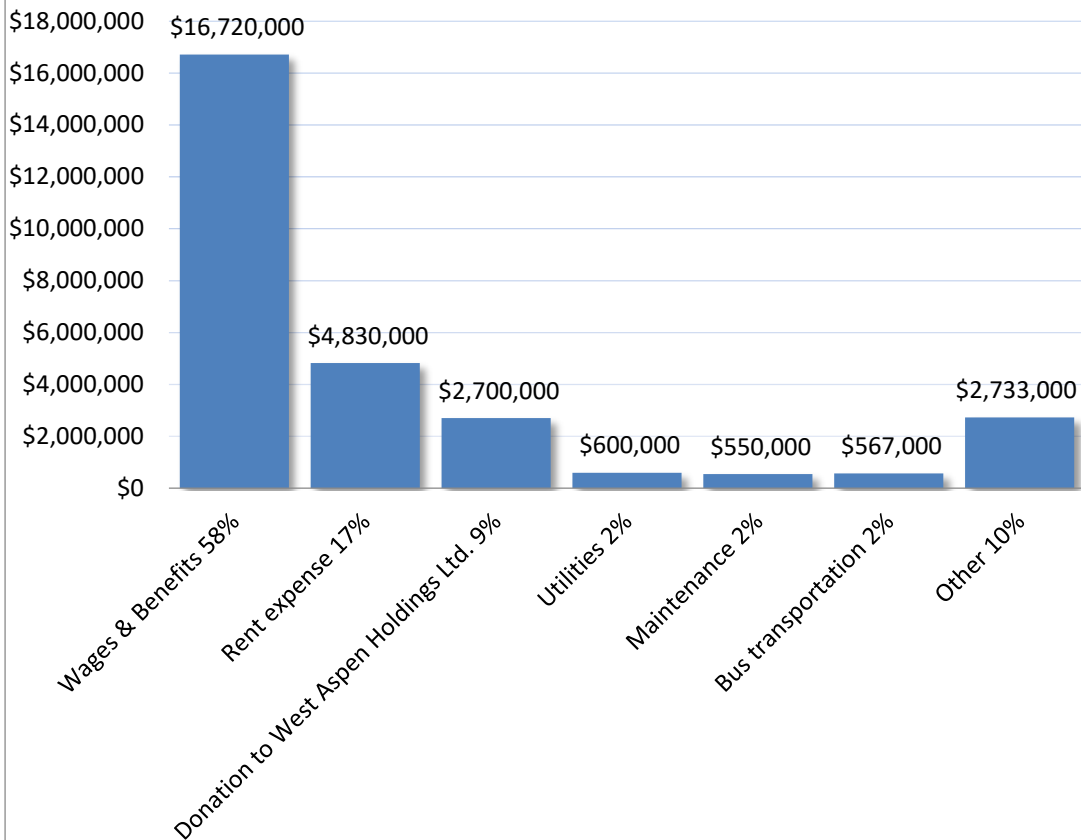
Capital expenditures 2023-2024 - \$500,000

The budgeted revenue from instructional fees is \$20,625,000 which is based on student enrolment of 1,000 (actual enrolment at September 30, 2023 was 1,005 students).

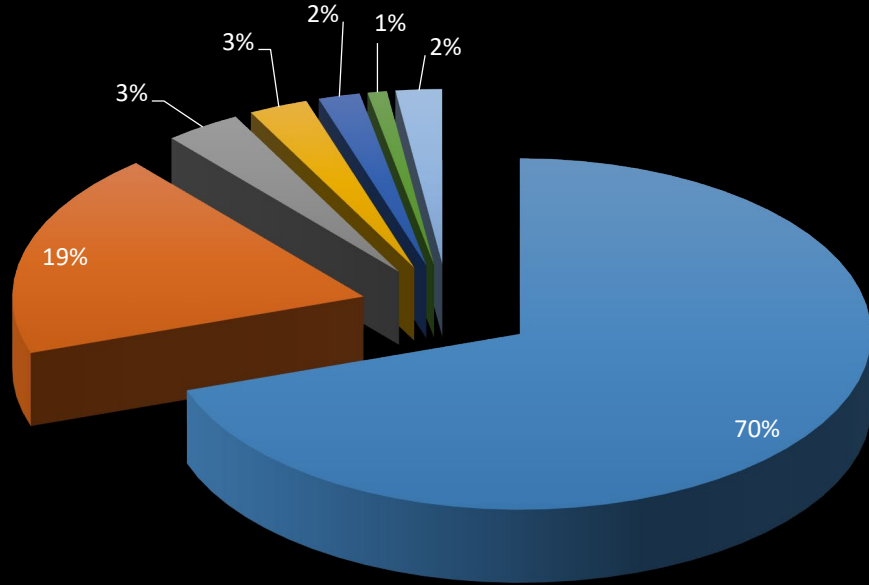
**Webber Academy  
2023-2024 Budget-Revenue**



**Webber Academy  
2023-2024 Budget-Expense**

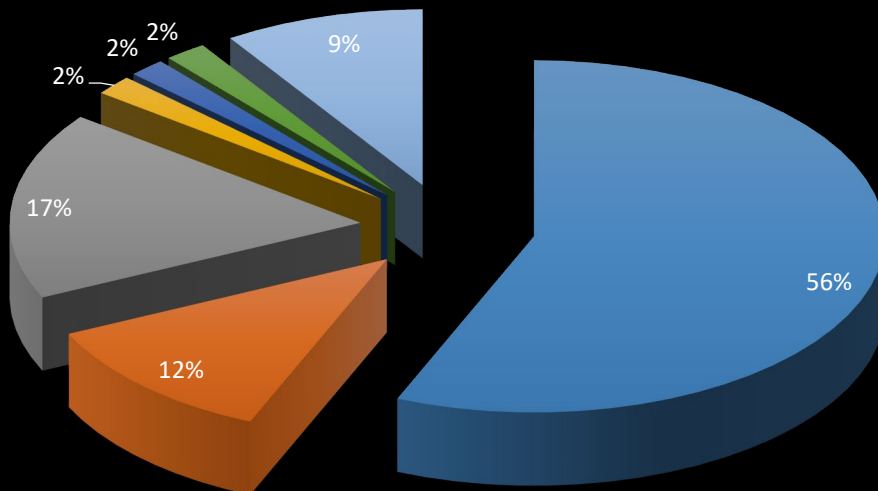


## Webber Academy - Revenue 2022-2023 (audited)



■ Instructional Fees \$19,520,177	■ Government Funding \$5,308,652
■ Interest Income \$984,192	■ Cafeteria \$765,471
■ Baseball Fees \$539,575	■ Bus Transportation \$251,667
■ Other \$599,536	

## Webber Academy - Expenses 2022-2023 (audited)



■ Wages & Benefits \$15,451,495	■ Donation \$3,200,000
■ Rent \$4,730,020	■ Professional Fees \$497,131
■ Maintenance \$465,943	■ Bus Transportation \$534,031
■ Other \$2,536,191	

## Timelines & Communication

This document is submitted annually to Alberta Education in order to meet provincial requirements for ongoing funding and is posted on our school website to ensure the contents are readily available for review by interested parties.

School website link: [www.webberacademy.ca](http://www.webberacademy.ca)

## Whistleblower Protection

The 2013 Public Interest Disclosure (Whistleblower Protection) Regulation requires Alberta School Authorities include whistleblower disclosures in an annual Combined Three Year Education Plan and Annual Education Results Report. There are no disclosures to report. Any employee who wishes to disclose a significant and serious wrongdoing in the workplace can have their workplace handle the matter internally or make a report to the Public Interest Commissioner. "Wrongdoing" under the Act is defined as illegal acts, an act or omission that creates a substantial and specific danger to the life, health or safety of individuals, a substantial and specific danger to the environment, gross mismanagement of public funds or counselling a person to commit a wrongdoing. The school's Whistleblower Policy is contained in the Staff Handbook provided to employees.



# Wildcats Baseball

## Webber Academy Athletic Park



Situated in Rockyview county with mountain views as a backdrop and only a ten-minute drive from the school. The Webber Academy Wildcats Baseball Program has already attracted 85 athletes in Calgary and surrounding areas seeking to take part in a highly competitive baseball program. In addition, rental inquiries are on the rise.



*"To prepare students to thrive in university and beyond..."*